

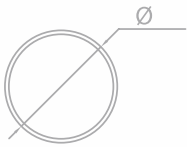
Jf[®] Wood Touch



Jf[®] Wood Touch



because wood
is always a trend



Redondo Haya / Beech / Hêtre

Ø 45

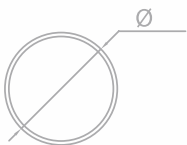
Tenga en cuenta que la madera es un producto natural y por tanto su color puede diferir.

[ENG]

Please note that Wood is a natural product and therefore its color might differ.

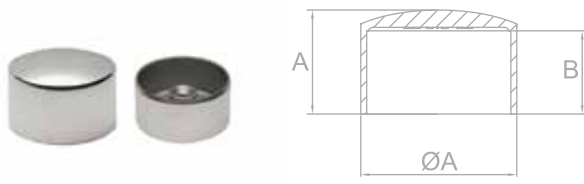
[FRA]

Merci de prendre en compte que le bois est un produit naturel et donc sa couleur peut différer.



Redondo Sapeli

Ø 45



TF 513 BA AISI-304

New!

pcs/box	ØA	A	B
2	45	30	24



BA SATIN



CT 215 BA AISI-304

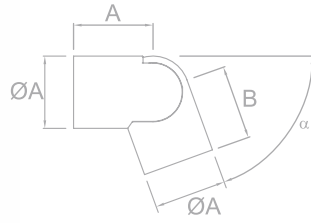
New!

pcs/box	ØA	A	B
2	45	60	60



BA SATIN





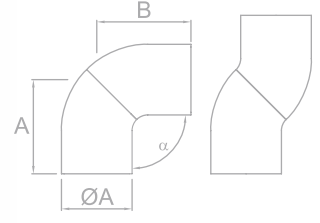
SA 413 BA AISI-304

New! ▾

pcs/box	ØA	A	B	α
2	45	50	45	0-70



BA SATIN



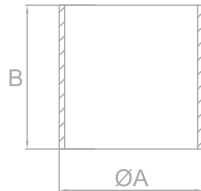
SA 412 BA AISI-304

New! ▾

pcs/box	ØA	A	B	α
2	45	60	60	90-180



BA SATIN



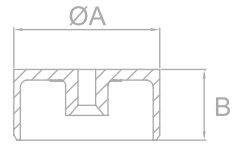
CT 216 BA AISI-304

New! ▾

pcs/box	ØA	B
2	45	45



BA SATIN



CT 217 BA AISI-304

New! ▾

pcs/box	ØA	A
2	45	20



BA SATIN




CENTERING TOOL

New! ▾

pcs/box
1

Instalaci n / Installation / Installation ▾





special!

ACCESORIOS COMPATIBLES CON PASAMANOS DE MADERA
FITTINGS SUITABLE WITH WOOD HANDRAIL
ACCESSOIRES COMPATIBLES AVEC MAIN COURANTE EN BOIS



ST 302



SA 404



SA 420 (BF-R)



SA 420 (BG-R)



SA 440 (BF-R)



SA 440 (BG-R)



SA 450



ST 303



SA 410



ST 353



ST 340



ST 317



La línea Wood Touch que combina madera con acero inoxidable aporta mayor calidez a las barandillas de inox.

The Wood Touch line combines wood with stainless steel to provide extra warmth to the steel railings.

La ligne Wood Touch qui conjugue le bois et l'acier inoxydable apporte un plus en terme d'aspect chaleureux par rapport aux balustrades en inox.



AV-603



AV-610



AV-611



SL-1100



SL-1101



SL-1110



SL-1120



ST-317



ST-303



ST-340



ST-353



SA-410





CT-215



SA-412



SA-404



SA-420 BG



SA-450



ST-320



SA-405



ST-328



SA-407



SA-413



CT-216

